

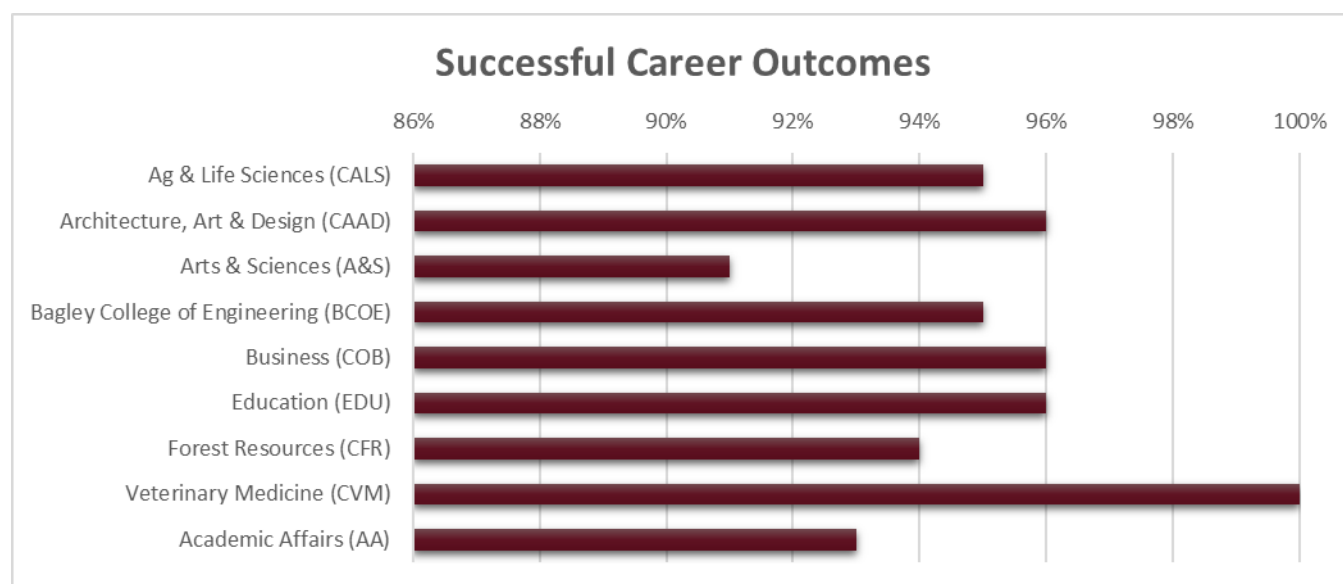
2021-2022 University Report

Undergraduate and Graduate Levels

The First Destination Survey is administered to all MSU graduates upon graduation, and data is collected for a period of six months to determine the employment/continuing education status of recently graduated students. The following report comprises data from surveys completed by graduates, responses collected by Career Center ambassadors and staff via phone calls or texts, and data collection from websites such as LinkedIn and Facebook.

Successful Career Outcomes by College

The knowledge rate (percentage of graduates for which reliable outcome data has been collected) for all MSU graduates is 77%, and of the 77% of graduates for which data is available, 94% reported a successful career outcome (employed, continuing education, participating in a volunteer or service program, or serving in the military) within 6 months of graduation. All percentages are rounded.



College	Graduates*	Surveys	Knowledge Rate**	Successful Career Outcome***
Ag & Life Sciences (CALS)	570	405	71%	95%
Architecture, Art & Design (CAAD)	133	116	87%	96%
Arts & Sciences (A&S)	1372	1040	76%	91%
Bagley College of Engineering (BCOE)	969	730	75%	95%
Business (COB)****	1017	809	80%	96%
Education (EDU)	1154	889	77%	96%
Forest Resources (CFR)	153	126	82%	94%
Veterinary Medicine (CVM)	137	124	91%	100%
Academic Affairs (AA)	96	66	69%	93%
Total	5558	4269	77%	94%

*Total Graduates counts students with majors in more than one college only once.

**Knowledge rate = the percent of graduates for which reasonable and verifiable information was collected.

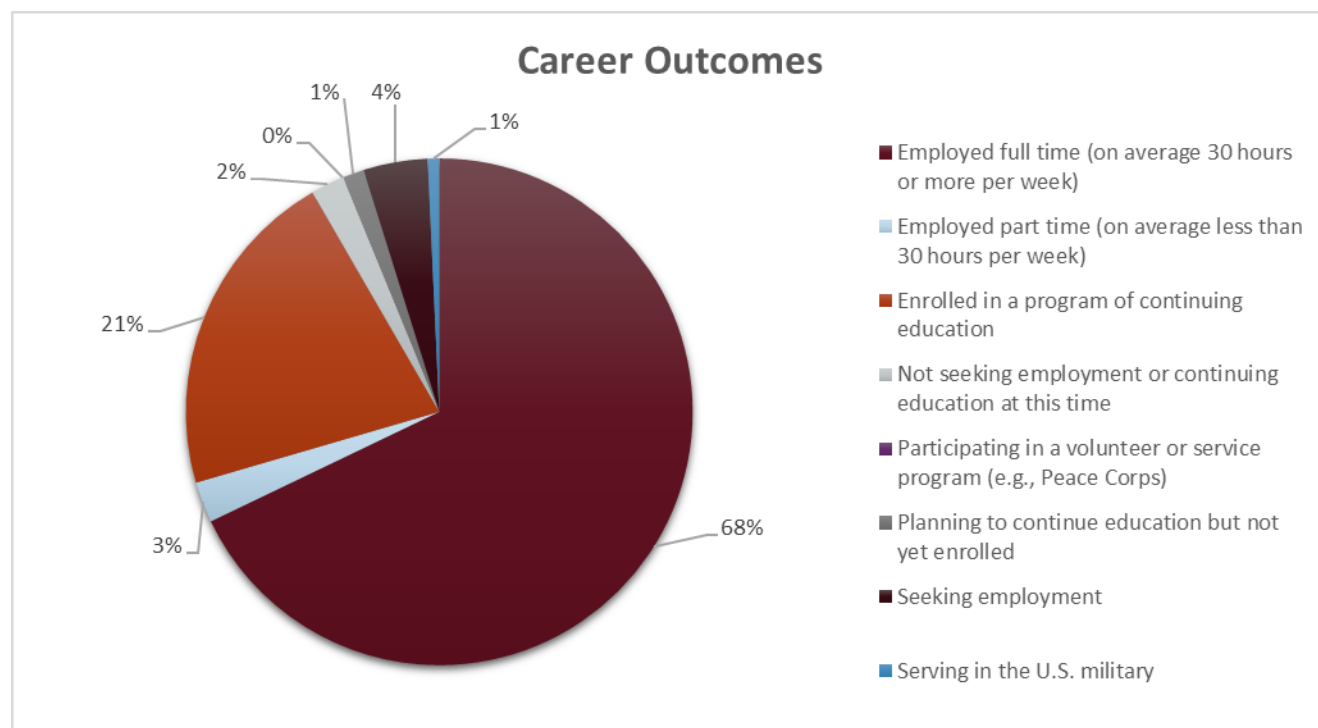
***Successful Career Outcome = Employed + Enrolled + Volunteering + Military / Total – Not seeking or continuing education.

****Combines College of Business and Adkerson School of Accountancy

Graduates by Semester

Semester	Graduates
Summer 2021	798
Fall 2021	1435
Spring 2022	3336
Total	5558

10 students graduated in two separate terms and are counted in each term.



Outcomes

Status	Count	Percent
Employed full time (on average 30 hours or more per week)	2896	68%
Employed part time (on average less than 30 hours per week)	111	3%
Enrolled in a program of continuing education	903	21%
Not seeking employment or continuing education at this time	92	2%
Participating in a volunteer or service program (e.g., Peace Corps)	3	<1%
Planning to continue education but not yet enrolled	58	1%
Seeking employment	175	4%
Serving in the U.S. military	31	1%
All	4269	100%

Top Employing Organizations by Number of Graduates Hired

Organization	Count
Mississippi State University	197
Starkville-Oktibbeha School District	27
Meridian Public Schools	25
U.S. Army Corps of Engineers	23
Boeing Company	17
International Paper	15
U.S. Department of Agriculture	15
Raytheon	14
U.S. Air Force	14
FedEx	12
Amazon	11
Lauderdale County School District	11
University of Mississippi Medical Center	11
DeSoto County School District	10
KPMG LLP	10
Quitman School District	10
Rankin County School District	10
Dillard's Inc.	9
Jackson Public School District	9
Mississippi Department of Transportation	9
Columbus Municipal School District	8
Community Bank, N.A.	8
Entergy Corporation	8
Kemper County School District	8
Milwaukee Electric Tool Corporation	8
Newton Municipal School District	8
West Point Consolidated School District	8
Choctaw County School District	7
Dow Chemical Company, The	7
Freelance	7
Georgia-Pacific Corporation	7
Neshoba County Schools	7
Northrop Grumman	7
Regions Bank	7
All	2962

1,915 unique organizations

Top Employment Location

Location	Count
MS	1558
TN	278
AL	216
TX	157
GA	107
FL	96
AR	42
CA	39
LA	33
NC	32
VA	27
OH	25
IL	24
MD	24
MO	23
SC	20
CO	19
IN	18
WA	17
NY	16
MI	15
PA	14
WI	12
OK	9
AZ	8
DC	8
NJ	7
OR	7
UT	7
KY	6
NM	6
Remote	6
All	2922

*Graduates who reported full- or part- time employment and location
47 states, Washington, D.C., remote locations, and 11 foreign countries*

Top Institutions Where Graduates are Continuing Education by Number Enrolled

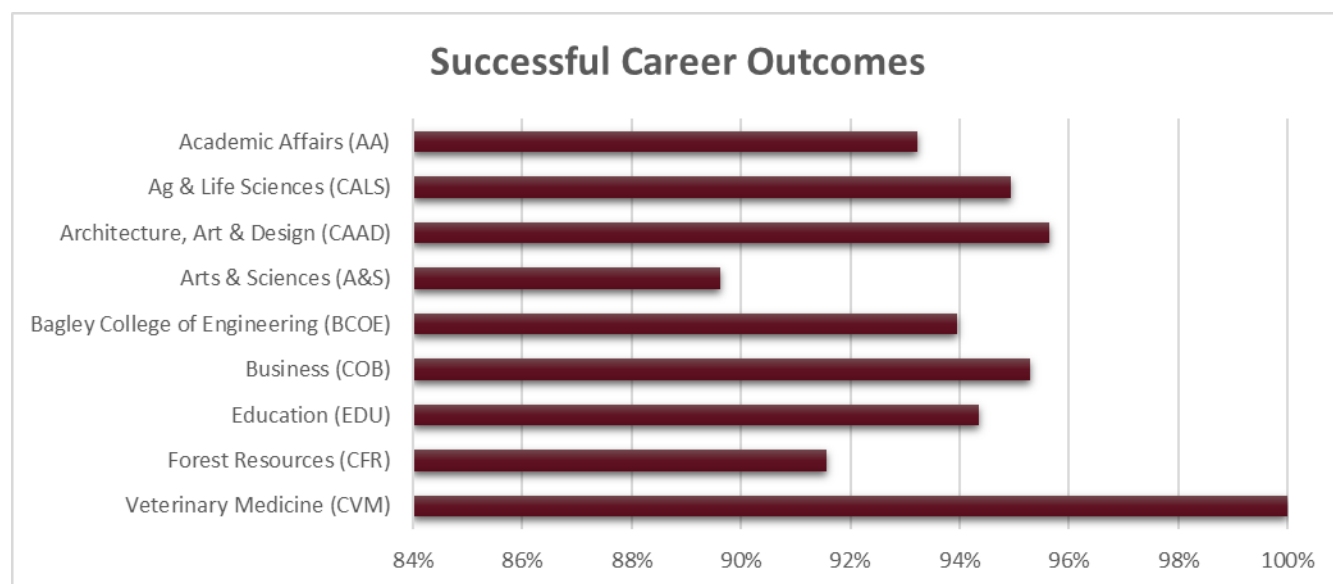
Institution	Count
Mississippi State University	538
University of Mississippi Medical Center	67
University of Mississippi	21
Mississippi College	18
University of Alabama	11
University of Southern Mississippi	11
University of Tennessee	10
University of Tennessee Health Science Center	10
University of South Alabama	9
Louisiana State University	8
Auburn University	6
University of Georgia	6
William Carey University	6
University of Memphis	5
All	905

137 unique institutions

2021-2022 University Report

Undergraduate Level

The knowledge rate for all undergraduate MSU graduates is 76%, and of the 76% of graduates for which data is available, 93% reported a successful career outcome (employed, continuing education, participation in a volunteer or service program, or serving in the military) within 6 months of graduation. All percentages are rounded.

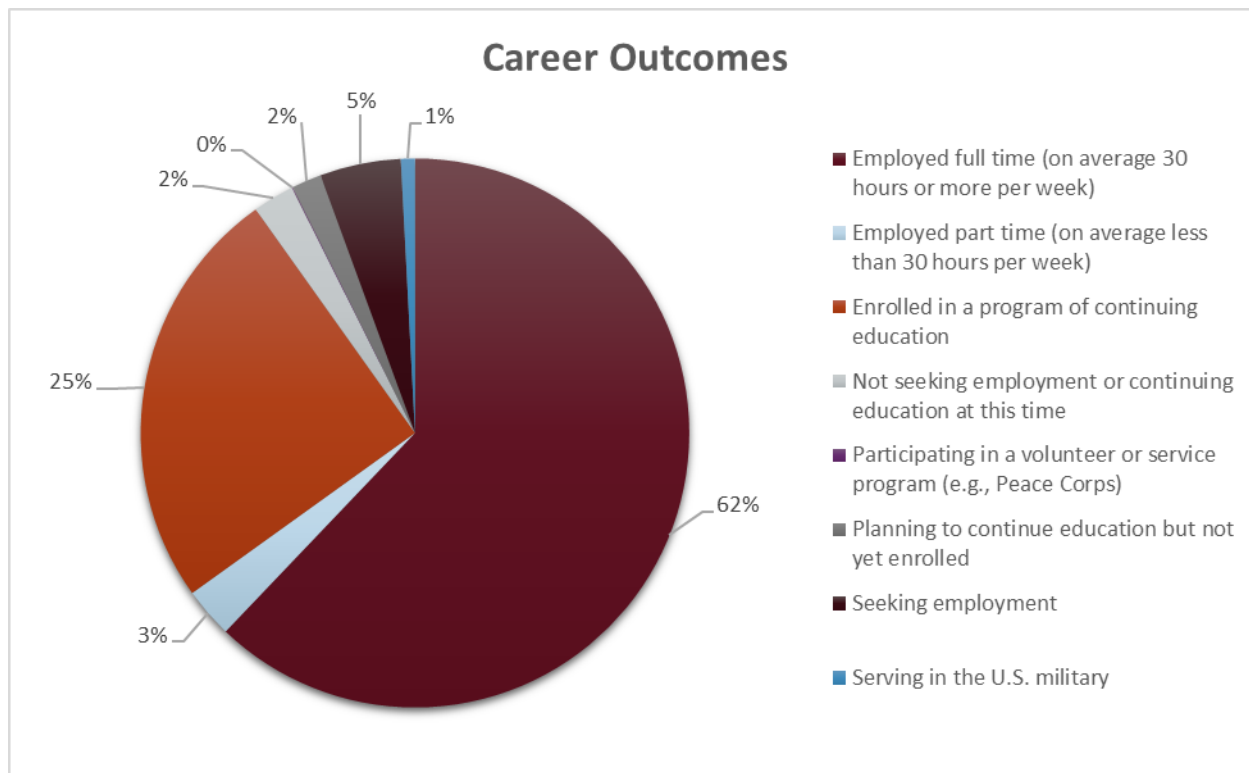


College	Graduates*	Surveys	Knowledge Rate**	Successful Career Outcomes***
Ag & Life Sciences (CALs)	439	305	69%	95%
Architecture, Art & Design (CAAD)	133	116	87%	96%
Arts & Sciences (A&S)	1152	869	75%	90%
Bagley College of Engineering (BCOE)	776	585	75%	94%
Business (COB)	774	603	78%	95%
Education (EDU)	700	528	75%	94%
Forest Resources (CFR)	105	85	81%	92%
Veterinary Medicine (CVM)	36	28	78%	100%
Academic Affairs (AA)	95	65	68%	93%
Total	4165	3145	76%	93%

*Total Graduates counts students with majors in more than one college only once.

**Knowledge rate = the percent of graduates for which reasonable and verifiable information was collected.

***Successful Career Outcome = Employed + Enrolled + Volunteering + Military / Total – Not seeking or continuing education.



Outcomes

Status	Count	Percent
Employed full time (on average 30 hours or more per week)	1954	62%
Employed part time (on average less than 30 hours per week)	93	3%
Enrolled in a program of continuing education	788	25%
Not seeking employment or continuing education at this time	77	2%
Participating in a volunteer or service program (e.g., Peace Corps)	2	<1%
Planning to continue education but not yet enrolled	55	2%
Seeking employment	150	5%
Serving in the U.S. military	26	1%
Total	3145	100%

Salary by College

The First Destination Survey asks graduates to report their starting salary. Graduates are not required to respond to these questions, so the compensation data below is not complete as only 19% of graduates who reported employment shared their salaries.

College	Average	Count
AA	\$ 52,699	7
CALS	\$43,892	31
CAAD	\$50,507	27
A&S	\$ 51,663	80
ENG	\$74,930	88
COB	\$ 53,352	60
EDU	\$ 40,564	72
CFR	\$ 53,250	10
CVM	-	-
All	\$53,582	382

Averages only calculated when 4 or more data points are present

Top Employers by Number of Graduates

The top employers of MSU undergraduates are listed below. A total of 1441 unique organizations were reported by graduates.

Organization	Count
Mississippi State University	78
Starkville-Oktibbeha School District	15
U.S. Army Corps of Engineers	15
International Paper	14
Boeing Company	13
Raytheon	10
U.S. Air Force	10
University of Mississippi Medical Center	10
Amazon	9
Dillard's Inc.	9
DeSoto County School District	8
Entergy Corporation	8
FedEx	8
U.S. Department of Agriculture	8
Freelance	7
Georgia-Pacific Corporation	7
Mississippi Department of Transportation	7
Community Bank, N.A.	6
Insight Global	6
Quitman School District	6
All	2020

1,441 unique organizations

Top Employment Location

Of the MSU graduates who reported being employed, 98% included the state that they are employed in. Mississippi was the most popular place of employment, and 90% of the graduates are employed in southeastern states (SEC member institutions).

Location	Count
MS	1088
TN	210
AL	165
TX	115
GA	76
FL	66
AR	35
LA	22
NC	17
CA	15
MO	15
SC	15
VA	14
OH	13
WA	12
IL	11
IN	11
MD	9
WI	9
CO	7
NY	7
AZ	5
DC	5
OK	5
UT	5
OR	4
CT	3
KY	3
MI	3
MN	3
NE	3
PA	3
Remote	3
All	2000

*Number of graduates who reported full- or part- time employment and location
44 states, Washington, D.C., remote, and 8 foreign countries*

Top Institutions Where Graduates are Continuing Education by Number Enrolled

Similar to places of employment, the majority of graduates who are pursuing further education are doing so in Mississippi, with 73% attending an institution in the state.

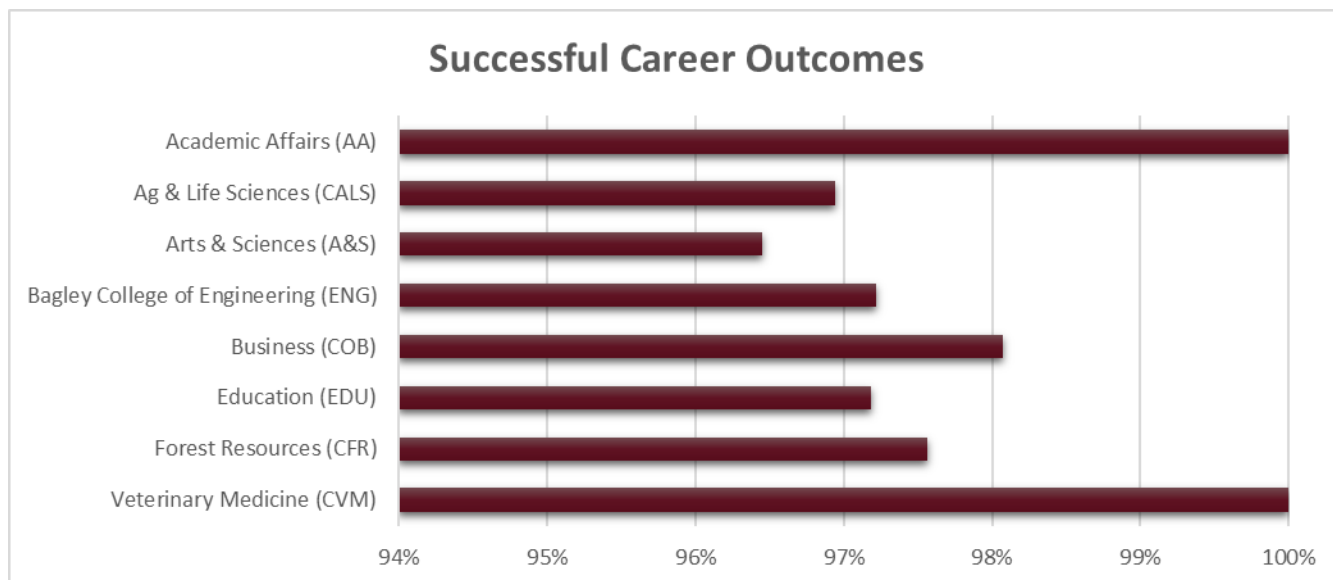
Institution	Count
Mississippi State University	447
University of Mississippi Medical Center	67
Mississippi College	17
University of Mississippi	16
University of Alabama	11
University of Southern Mississippi	11
University of Tennessee	10
University of Tennessee Health Science Center	10
University of South Alabama	9
Louisiana State University	8
University of Memphis	5
William Carey University	5
Auburn University	4
New Orleans Baptist Theological Seminary	4
University of Arkansas	4
Belmont University	3
Jackson State University	3
Lipscomb University	3
Medical Sales College	3
Purdue University	3
Samford University	3
Southern College of Optometry	3
Texas A&M University	3
University of Alabama at Birmingham	3
University of Central Arkansas	3
University of Georgia	3
Vanderbilt University	3
All	804

150 unique institutions

2021-2022 University Report

Graduate and Professional Levels

The knowledge rate for all graduate level MSU graduates is 81%, and of the 81% of graduates for which data is available, 97% reported a successful career outcome (employed, continuing education, participation in a volunteer or service program, or serving in the military) within 6 months of graduation. All percentages are rounded.

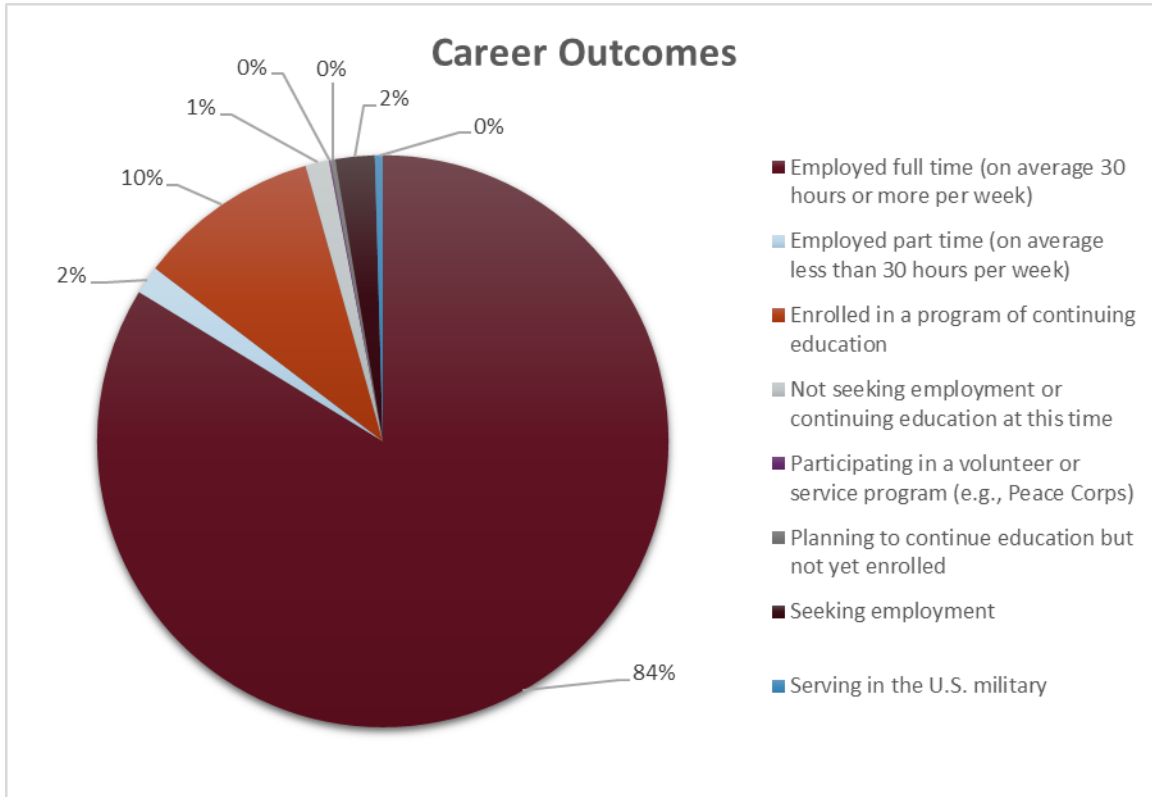


College	Graduates*	Surveys	Knowledge Rate**	Successful Career Outcomes***
Ag & Life Sciences (CAL)	132	101	77%	97%
Arts & Sciences (A&S)	220	171	78%	96%
Bagley College of Engineering (ENG)	193	146	76%	97%
Business (COB)	248	210	85%	98%
Education (EDU)	454	361	80%	97%
Forest Resources (CFR)	48	41	85%	98%
Veterinary Medicine (CVM)	101	96	95%	100%
Academic Affairs (AA)	1	1	100%	100%
Total	1394	1125	81%	97%

*Total Graduates counts students with majors in more than one college only once.

**Knowledge rate = the percent of graduates for which reasonable and verifiable information was collected.

***Successful Career Outcome = Employed + Enrolled + Volunteering + Military / Total – Not seeking or continuing education.



Outcomes

Status	Count	Percent
Employed full time (on average 30 hours or more per week)	942	84%
Employed part time (on average less than 30 hours per week)	18	2%
Enrolled in a program of continuing education	116	10%
Not seeking employment or continuing education at this time	15	1%
Participating in a volunteer or service program (e.g., Peace Corps)	1	<1%
Planning to continue education but not yet enrolled	3	<1%
Seeking employment	25	2%
Serving in the U.S. military	5	<1%
Total	1125	100%

Average Salary by College

The First Destination Survey asks graduates to report their starting salary. Graduates are not required to respond to these questions, so the compensation data below is not complete as only 31% of graduates who reported employment shared their salaries.

College	Average	Count
CALS	\$ 54,456	17
A&S	\$ 60,388	30
ENG	\$ 96,423	26
COB*	\$ 71,860	60
EDU	\$ 45,504	93
CFR	\$43,400	5
CVM	\$ 93,846	62
All	\$ 67,657	293

Averages only calculated when 4 or more data points are present

**When salaries over \$100,000 are removed (n=10), the average equals \$58,408*

Top Employing Organizations by Number of Graduates Hired

The top employers of MSU undergraduates are listed below. A total of 614 unique organizations were reported by graduates.

Organization	Count
Mississippi State University	119
Meridian Public Schools	24
Starkville-Oktibbeha School District	12
KPMG LLP	9
Lauderdale County School District	9
Jackson Public School District	8
U.S. Army Corps of Engineers	8
Rankin County School District	7
U.S. Department of Agriculture	7
Kemper County School District	6
Columbus Municipal School District	5
Deloitte	5
West Point Consolidated School District	5
Boeing Company	4
FedEx	4
LBMC	4
Leake County School District	4
Newton Municipal School District	4
Philadelphia Public School District	4
Quitman School District	4
Raytheon	4
Southern Veterinary Partners	4
Texas A&M University	4
U.S. Air Force	4
BKD, CPA and Advisors	3
Choctaw County School District	3
Ernst & Young	3
FORVIS	3
Grenada School District	3
Itawamba County School District	3
Lamar County School District	3
Los Alamos National Laboratory	3
Milwaukee Electric Tool Corporation	3
National Weather Service	3
Neshoba County Schools	3
Noxubee County School District	3
Shelby County Schools (Memphis, TN)	3
University of Georgia	3
University of Tennessee	3
All	943

615 unique organizations

Top Employment Location

Of the MSU graduates who reporting being employed, 97% included the state that they are employed in. Mississippi was the most popular place of employment, and 75% of the graduates are employed in southeastern states (SEC member institutions).

Location	Count
MS	472
TN	68
AL	51
TX	42
GA	31
FL	30
CA	24
MD	15
NC	15
IL	13
VA	13
CO	12
MI	12
OH	12
LA	11
PA	11
NY	9
MO	8
AR	7
IN	7
All	936

*Graduates who reported full- or part- time employment and location
42 states, Washington, D.C., remote, and 5 foreign countries*

Institutions Where Graduates are Continuing Education by Number Enrolled

Similar to places of employment, the majority of graduates who are pursuing further education are doing so in Mississippi, with 81% attending an institution in the state.

Institution	Count
Mississippi State University	92
University of Mississippi	5
University of Georgia	3
Auburn University	2
North Carolina State University	2
University of Missouri	2
Laval University	1
Mississippi College	1
Oklahoma State University	1
University of Alabama at Birmingham	1
University of Freiburg	1
University of Illinois	1
University of New York	1
University of Notre Dame	1
University of Wisconsin Madison	1
University of Wyoming	1
Vanderbilt University	1
Veterinary Emergency and Referral Group (VERG)	1
Virginia Tech	1
Washington University in St. Louis	1
William Carey University	1
All	122

22 unique institutions