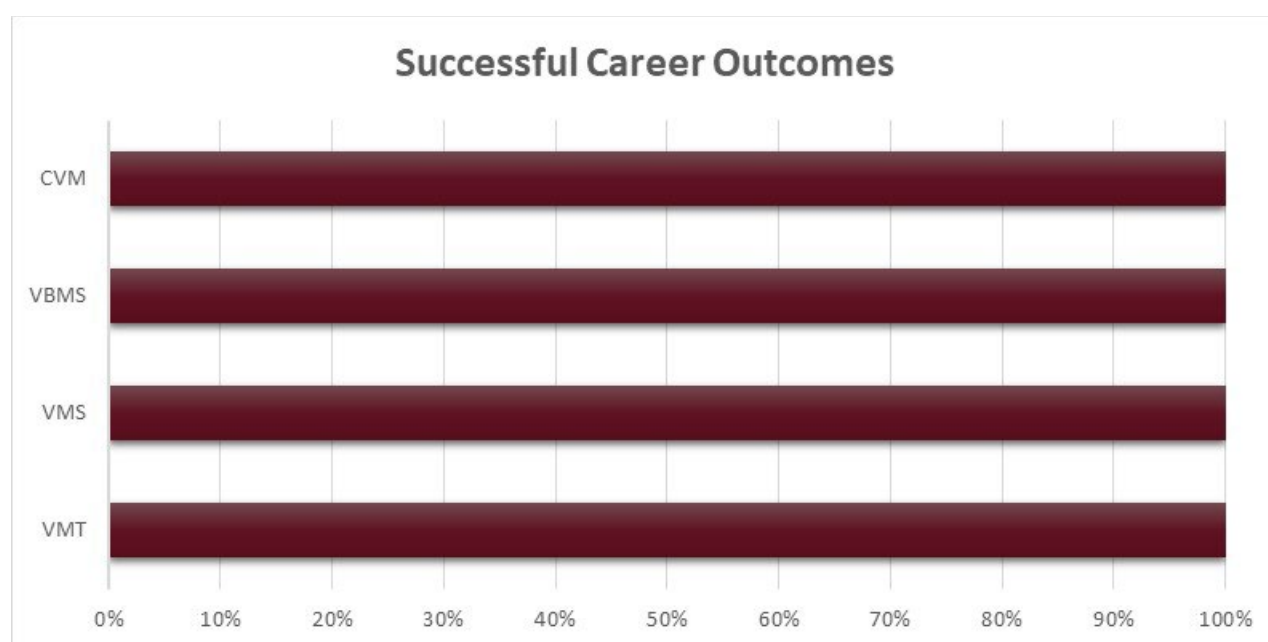


## 2022-2023 First Destination Survey Summary

### College of Veterinary Medicine

The First Destination Survey is administered to all MSU graduates upon graduation, and data is collected for a period of six months to determine the employment/continuing education status of recently graduated students. The following report comprises data from surveys completed by graduates, responses collected by Career Center ambassadors and staff via phone calls or texts, and data collection from websites such as LinkedIn and Facebook.

The knowledge rate (percentage of graduates for which reliable outcome data has been collected) for all College of Veterinary Medicine graduates is 80%, and of the 80% of graduates for which data is available, 100% reported a successful career outcome (employed, continuing education, participating in a volunteer or service program, or serving in the military) within 6 months of graduation. All percentages are rounded.

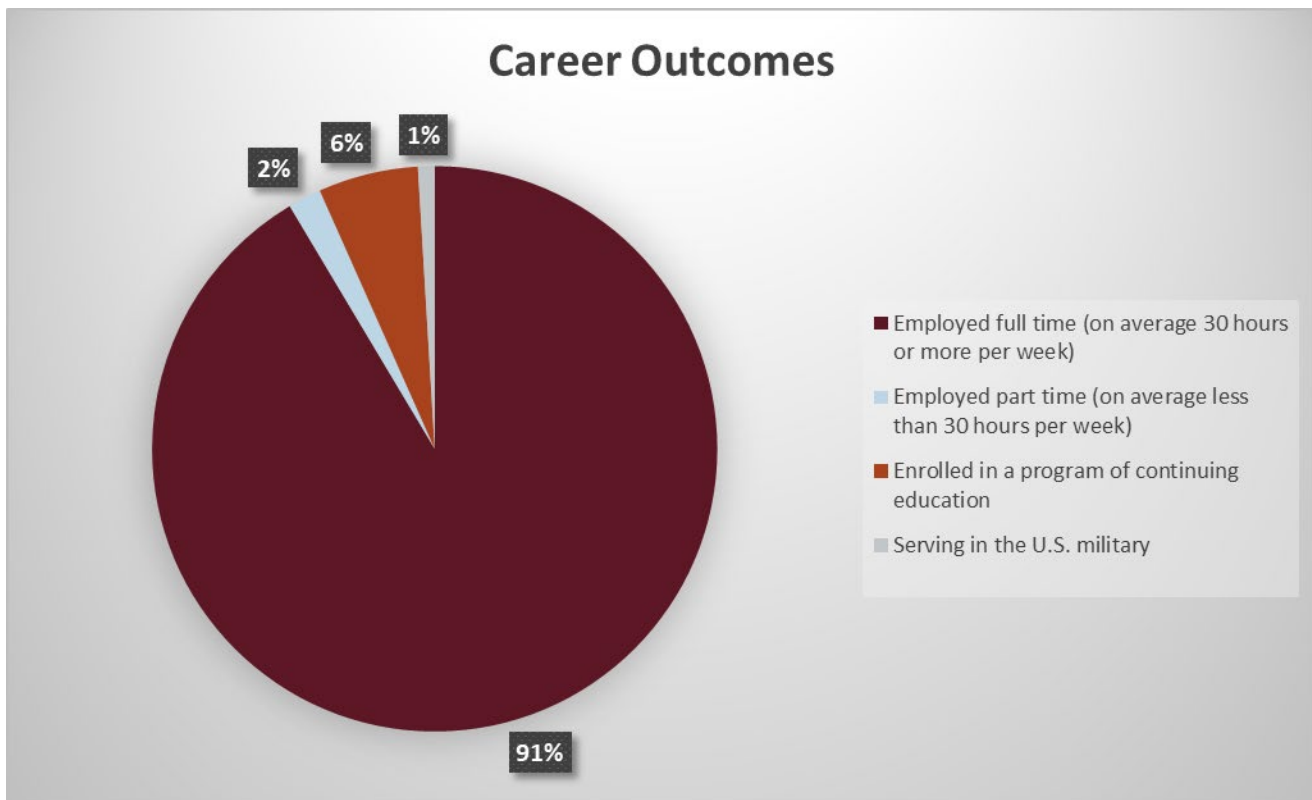


#### Successful Outcome Rates

Major*	Degrees	Surveys	Knowledge Rate	Successful Career Outcome**
Veterinary Medicine (CVM)	93	77	96%	100%
Veterinary & Biomedical Sciences (VBMS)	4	4	100%	100%
Veterinary Medical Science (VMS)	10	7	83%	100%
Veterinary Medical Technology (VMT)	24	17	78%	100%
<b>All</b>	<b>131</b>	<b>105</b>	<b>80%</b>	<b>100%</b>
<b>MSU</b>	<b>5831</b>	<b>4467</b>	<b>77%</b>	<b>93%</b>

\*Double majors within the College are counted in each major, but only once in the total.

\*\*Successful Career Outcome = Employed + Enrolled + Volunteering + Military / Total – Not seeking or continuing education.



#### Outcomes

Status	Count	Percent
Employed full time (on average 30 hours or more per week)	96	91%
Enrolled in a program of continuing education	6	6%
Employed part time (on average less than 30 hours per week)	2	2%
Serving in the U.S. military	1	1%
<b>Total</b>	<b>105</b>	<b>100%</b>

## Undergraduate Level

The knowledge rate (percentage of graduates for which reliable outcome data has been collected) for undergraduate College of Veterinary Medicine graduates is 71%, and of the 71% of graduates for which data is available, 100% reported a successful career outcome (employed, continuing education, participating in a volunteer or service program, or serving in the military) within 6 months of graduation. All percentages are rounded.

## Successful Outcome Rates

Major*	Degrees	Surveys	Knowledge Rate	Successful Career Outcome**
Veterinary Medical Technology (VMT)	24	17	71%	100%

\*Double majors within the College are counted in each major, but only once in the total.

\*\*Successful Career Outcome = Employed + Enrolled + Volunteering + Military / Total – Not seeking or continuing education.

## Outcomes

### Veterinary Medical Technology

Status	Count	Percent
Employed full time (on average 30 hours or more per week)	12	71%
Employed part time (on average less than 30 hours per week)	2	12%
Enrolled in a program of continuing education	2	12%
Serving in the U.S. military	1	6%
<b>Total</b>	<b>17</b>	<b>100%</b>

## Employment-Degree Alignment

If a respondent selected employed as their status, they were asked if their employment aligned with their degree awarded from MSU. Of the 100% of respondents who answered, 93% agreed that their degree aligned with their employment.

## Top Employing Organizations by Number of Graduates Hired

Organization	Count
Charlotte Animal Referral and Emergency	3
Mississippi State University	2
Village Animal Hospital	1
Safe Harbor Animal Hospital	1
Family Pet Hospital	1
Kelsey Canine Medical Center	1
Veterinary Emergency Referral Center	1
Kroger Co.	1
White's Creek Veterinary Clinic	1
Banfield Pet Hospital	1
North Texas Veterinary Hospital	1
<b>All</b>	<b>14</b>

12 unique organizations

### Top Employment Locations by State

Of the CVM graduates who reported being employed, 100% included the state they are employed in. Mississippi was the most popular place of employment, and 79% of the graduates who responded to the question are employed in southeastern states (2023 SEC member institutions).

Location	Count	Percent
MS	7	50%
NC	3	21%
FL	2	14%
TX	1	7%
TN	1	7%
All	14	100%

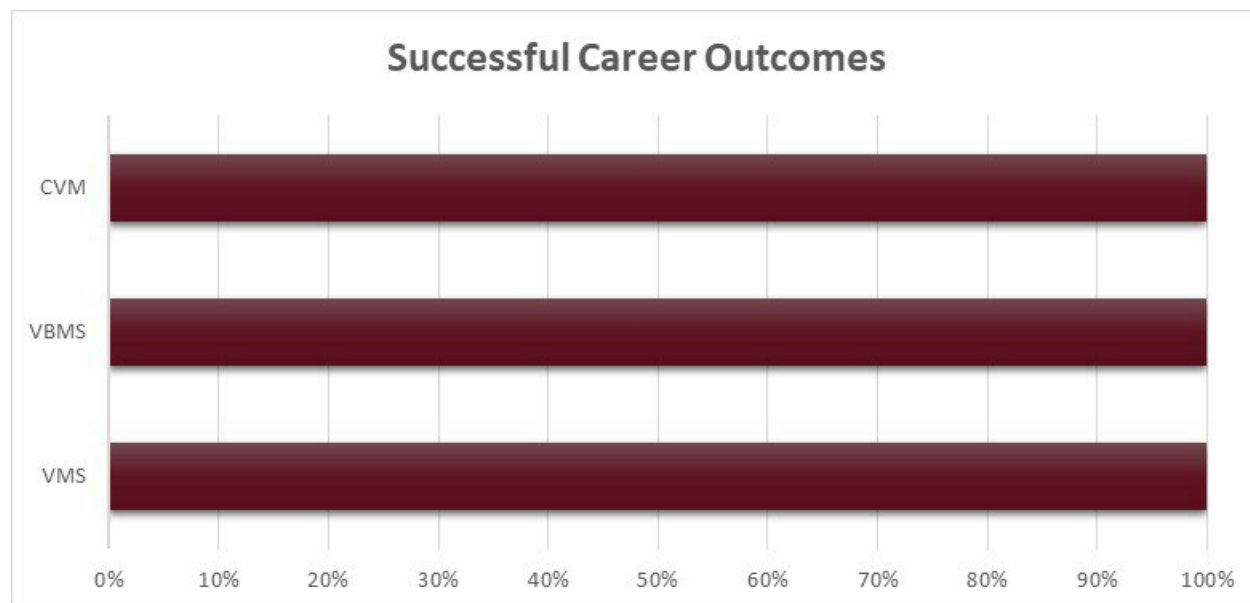
6 states

### Institutions where Graduates are Continuing Education

Institution	Count	Percent
Mississippi State University	2	100%

## Graduate Level

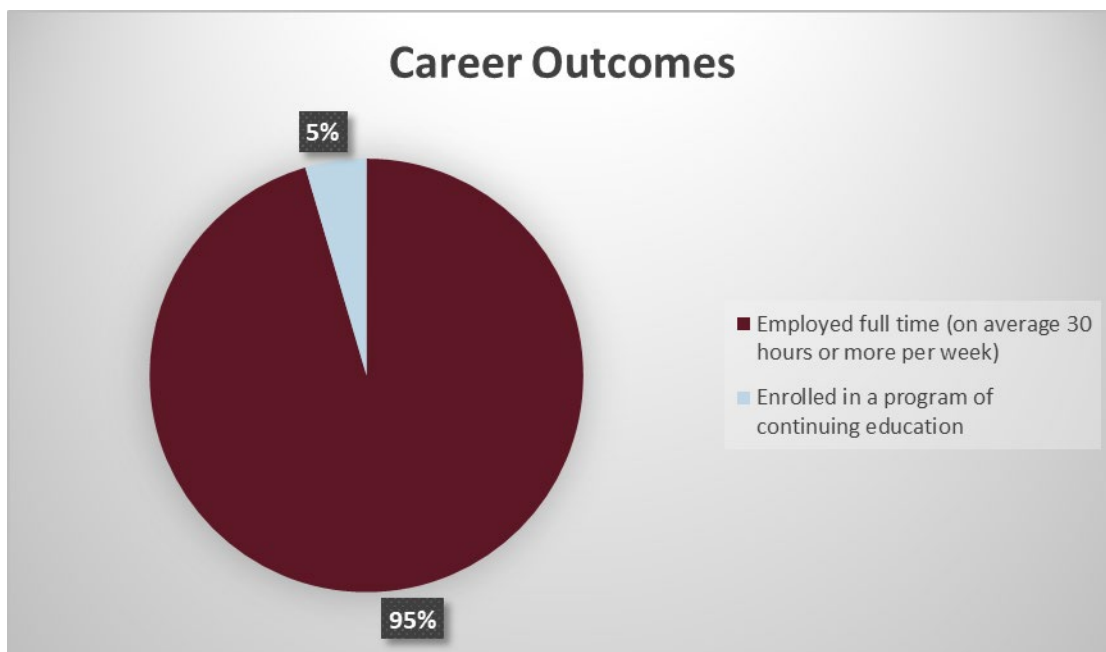
The successful career outcome rate (employed, continuing education, participating in a volunteer or service program, or serving in the military) for graduate level College of Veterinary Medicine graduates is 100% and the knowledge rate (percentage of graduates for which reliable outcome data has been collected) is 82%. This means that of the 82% of graduates for which data is available, 100% reported a successful career outcome within 6 months of graduation. All percentages are rounded.



## Successful Outcome Rates

Major	Degrees	Surveys	Knowledge Rate	Successful Career Outcome*
Veterinary Medicine (CVM)	93	77	88%	100%
Veterinary & Biomedical Sciences (VBMS)	4	4	5%	100%
Veterinary Medical Science (VMS)	10	7	8%	100%
<b>All</b>	<b>107</b>	<b>88</b>	<b>82%</b>	<b>100%</b>
<b>All MSU – GR</b>	<b>1412</b>	<b>1100</b>	<b>78%</b>	<b>95%</b>

\*Successful Career Outcome = Employed + Enrolled + Volunteering + Military / Total – Not seeking or continuing education.



#### Outcomes

Status	Count	Percent
Employed full time (on average 30 hours or more per week)	84	95%
Enrolled in a program of continuing education	4	5%
<b>Total</b>	<b>88</b>	<b>100%</b>

#### Outcomes by Major Veterinary Medicine

Status	Count	Percent
Employed full time (on average 30 hours or more per week)	75	97%
Enrolled in a program of continuing education	2	3%
<b>Total</b>	<b>77</b>	<b>100%</b>

#### Veterinary & Biomedical Sciences

Status	Count	Percent
Employed full time (on average 30 hours or more per week)	2	50%
Enrolled in a program of continuing education	2	50%
<b>Total</b>	<b>4</b>	<b>100%</b>

#### Veterinary Medical Science

Status	Count	Percent
Employed full time (on average 30 hours or more per week)	7	100%

## Employment-Degree Alignment

If a respondent selected employed as their status, they were asked if their employment aligned with their degree awarded from MSU. Of the 98% of respondents who answered, 100% agreed that their degree aligned with their employment.

## Top Employing Organizations by Number of Graduates Hired

Organization	Count
Mississippi State University	6
National Veterinary Associates (NVA)	5
Mission Veterinary Partners	4
Veterinary Emergency Group	2
Thrive Pet Healthcare	2
Providence Veterinary Care	2
Alamo Feline Health Center, San Antonio, TX	2
VetCor	2
Pet Hospitals, The	2
Picayune Veterinary Clinic	2
All Creatures Veterinary Hospital	2
<b>All</b>	<b>84</b>

*65 unique organizations*

## Employment Locations by State

State	Count	Percent
MS	21	25%
TN	12	14%
TX	8	10%
SC	7	8%
AR	5	6%
AL	4	5%
FL	3	4%
MO	2	2%
GA	2	2%
MD	2	2%
WV	2	2%
MI	2	2%
NC	2	2%
<b>All</b>	<b>83</b>	<b>100%</b>

*25 states*

**Institutions where Graduates are Continuing Education**

<b>Institution</b>	<b>Count</b>	<b>Percent</b>
Mississippi State University	3	75%
Mississippi University for Women	1	25%
All	4	100%



**Career Center Interactions – All Levels**

Student interactions with Career Center events and services are tracked through the Connections career services manager system. These interactions typically include co-op and internship participation, attendance at Career Center events, counseling appointments with career advisors, and drop-in appointments.

**CVM Student Event Participation**

<b>Academic Year</b>	<b>Student Count</b>
Fall 2022 Career Expo	4
Fall 2022 CVM Career Expo	275
Fall 2022 Part Time Job Fair	1
Spring 2023 Career Expo	1
<b>Unique Students</b>	<b>273</b>

**CVM Student Career Center Appointments (scheduled and drop-ins)**

<b>Academic Year</b>	<b>Appointments</b>	<b>Student Count</b>
2022-2023	20	13

### First Destination Survey Data Collection

The First Destination Survey is made available to all MSU graduates upon graduation, and the data is collected from graduates for a period of six months. In order to collect as complete a data set as possible, emails are sent out to all students who have applied for graduation to raise awareness of the survey, and Career Center staff reach out to students who have not yet taken to survey to try to collect data by phone and text.

If graduates respond that they are “planning to continue education but not yet enrolled” or “seeking employment,” they remain on the call lists so updated information can be gathered. After three months has passed since graduation, these responses count toward the knowledge rate.

The survey is deployed through the Connections career services management system, and students can complete the survey when logged into their Connections account. In addition to students taking the survey themselves, Career Center Ambassadors make phone calls and send texts to graduates who have not taken the survey. Survey responses are checked each week and updated call lists are created so only students who have not yet responded to the survey are contacted in the future. Ambassadors also search websites such as LinkedIn and Facebook to determine employment and graduate school statuses of graduates.

### First Destination Survey Questions

The Career Center deploys the First Destination Survey to all MSU graduates to get an understanding of what their plans are after graduation (e.g., full-time employment, graduate studies, seeking employment). The survey questions are listed below. Sections 2-5 are tied to the response on question 8, so participants only complete 3 of the 6 sections in total. Responses are required for questions with asterisks.

#### Section 1

1. Email\*
2. First Name
3. Last Name
4. Current Major
5. Graduation Date (month/year)\*
6. Permanent Email\*
7. Phone\*
8. Which of the following best describes your primary status after graduation?\*
9. Have you started looking for a job?\*
10. Which methods are you using to seek employment?
11. Please select the category which best describes your employment.
12. If not seeking employment, what are your plans?
13. Faculty or Staff member highlight who contributed to career success.

#### Section 2 (If employed)

14. Employing organization\*
15. City of employing organization
16. State or Country (if outside U.S.) of employing organization\*
17. Job title\*
18. If employed full-time, annual base salary amount in U.S. dollars
19. Are you receiving a signing bonus?
20. Signing bonus in U.S. dollars
21. How did you find your job?
22. In which month did you accept the offer?
23. In which year did you accept the offer?
24. Does your employment align with the degree you completed at MSU?\*

Section 3 (If participating in a volunteer program)

25. Organization\*
26. Role or title
27. City of volunteer assignment
28. State or Country (if outside U.S.) of volunteer assignment\*

Section 4 (If serving in the U.S. military)

29. Service Branch\*
30. Rank\*
31. 29. City of assignment
32. State or Country (if outside U.S.) of volunteer assignment\*

Section 5 (If continuing education)

33. Name of Institution\*
34. City of Institution
35. State or Country (if outside U.S.) of volunteer assignment\*
36. Degree\*
37. Major\*

Section 6 (Experiential Learning)

38. Did you gain relevant work experience during your degree program?\*
39. Which type of work experience(s) did you complete?
40. If applicable, with which company?
41. Did you receive a full-time offer from this employer?
42. Did you accept a full-time offer from this employer?